

SETRON, Switch disconnecter 3LD, main switch, 3-pole, Iu: 63 A, Operating power / at AC-23 A at 400 V: 22 kW, floor mounting with door coupling, rotary operating mechanism, black, 4-hole mounting of the handle



Model	
Product brand name	SETRON
Product designation	3LD Switch disconnecter
Design of the product	Main switch
Display version / for switch position indicator manual operation	1 ON - 0 OFF
Design of the operating mechanism	Short rotary knob
Design of handle	rotary operating mechanism, black
Type of the driving mechanism / motor drive	No

General technical data	
Number of poles	3
Type of device	fixed mounting
Type of switch	Floor mounting with door coupling
Size of switch disconnecter	3
Electrical endurance (switching cycles) / at AC-23 A / at 690 V / at 50/60 Hz	6 000
Mechanical service life (switching cycles) / typical	100 000
Operating frequency / maximum	50 1/h

Voltage

Insulation voltage / rated value	690 V
Surge voltage resistance / rated value	6 kV
Current / at AC / rated value	63 A
Operating voltage	
• at AC / at 50/60 Hz / rated value	690 V

Protection class	
Protection class IP	IP65
Protection class IP / on the front	IP65

Dissipation	
Power loss [W] / for rated value of the current / at AC / in hot operating state / per pole	4.5 W

Current	
Continuous current / rated value	63 A
Continuous current / of upstream fuse / rated value	63 A
Short-time current resistance (I _{cw}) / at 690 V / limited to 1 s / rated value	1 260 A

Main circuit	
Operating frequency	
• initial value	50 Hz
• Full-scale value	60 Hz
Operating power	
• at AC-23 A / at 400 V / rated value	22 kW
• at AC-23 A / at 690 V / rated value	18.5 kW
• at AC-3 / at 400 V / rated value	18.5 kW
• at AC-3 / at 690 V / rated value	15 kW

Auxiliary circuit	
Number of CO contacts / for auxiliary contacts	0
Number of NC contacts / for auxiliary contacts	0
Number of NO contacts / for auxiliary contacts	0
Operating voltage / of auxiliary contacts / at AC / maximum	500 V
Continuous current / of the auxiliary contact / rated value	10 A
Insulation voltage / of the auxiliary switch / rated value	500 V

Suitability	
Suitability for use	
• Main switch	Yes
• switch disconnecter	Yes
• EMERGENCY OFF switch	No
• safety switch	Yes

- maintenance/repair switch

Yes

Product details

Product feature / interlock	Yes
Number of bracket locks / maximum	3
Hasp thickness / of the bracket locks / minimum	4 mm
Hasp thickness / of the bracket locks / maximum	8 mm
Product extension / optional	
<ul style="list-style-type: none"> • motor drive 	No
<ul style="list-style-type: none"> • Voltage trigger 	No

Short circuit

Conditional short-circuit current / with line-side fuse protection	
<ul style="list-style-type: none"> • at 690 V / by gG fuse / rated value 	50 kA

Connections

Type of connectable conductor cross-sections	
<ul style="list-style-type: none"> • for copper conductor / solid 	1x (2,5...35mm ²)
<ul style="list-style-type: none"> • for copper conductor / stranded 	1x (2,5..35mm ²)
<ul style="list-style-type: none"> • for auxiliary contacts / solid 	2x (0.75 ... 2.5 mm ²), 1x 4 mm ²
<ul style="list-style-type: none"> • for auxiliary contacts / finely stranded / with core end processing 	2x (0.75 ... 1.5 mm ²), 1x 2.5 mm ²
<ul style="list-style-type: none"> • for auxiliary contacts / stranded 	2x (0.75 ... 2.5 mm ²), 1x 4 mm ²
Type of electrical connection	
<ul style="list-style-type: none"> • for main current circuit 	box terminal
<ul style="list-style-type: none"> • for auxiliary contacts 	connection terminals

Requirements

Design of the fuse link	
<ul style="list-style-type: none"> • for short-circuit protection of the main circuit / required 	fuse gL/gG: 63 A
<ul style="list-style-type: none"> • for short-circuit protection of the auxiliary switch / required 	fuse gL/gG: 10 A

Mechanical Design

Height	106 mm
Width	90 mm
Depth	468.5 mm
Mounting type	Built-in unit fixed-mounted version
Mounting type	
<ul style="list-style-type: none"> • front mounting with 4-hole attachment 	Yes
<ul style="list-style-type: none"> • front mounting with central attachment 	No
<ul style="list-style-type: none"> • rail mounting 	Yes
Net weight	624 g
<ul style="list-style-type: none"> • during operation 	-25 ... +55 °C

Certificates

Reference code

- acc. to DIN EN 61346-2
- acc. to DIN EN 81346-2

S
SF

General Product Approval

Test Certificates



[Miscellaneous](#)

[Special Test Certificate](#)

Shipping Approval

other



[Environmental Confirmations](#)

Further information

Information- and Downloadcenter (Catalogs, Brochures,...)

<http://www.siemens.com/lowvoltage/catalogs>

Industry Mall (Online ordering system)

<https://mall.industry.siemens.com/mall/en/en/Catalog/product?mlfb=3LD2514-0TK51>

Service&Support (Manuals, Certificates, Characteristics, FAQs,...)

<https://support.industry.siemens.com/cs/ww/en/ps/3LD2514-0TK51>

Image database (product images, 2D dimension drawings, 3D models, device circuit diagrams, ...)

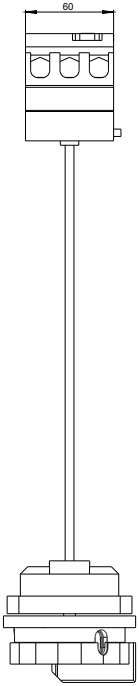
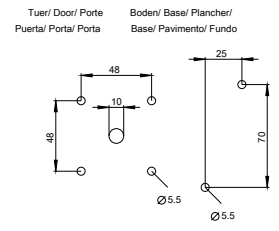
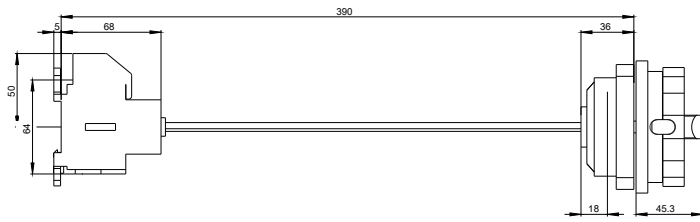
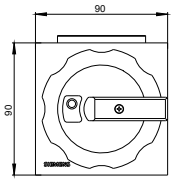
http://www.automation.siemens.com/bilddb/cax_en.aspx?mlfb=3LD2514-0TK51

CAX-Online-Generator

<http://www.siemens.com/cax>

Tender specifications

<http://www.siemens.com/specifications>



-Q1



-CI

